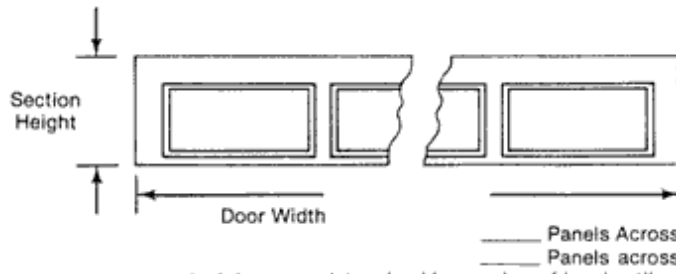


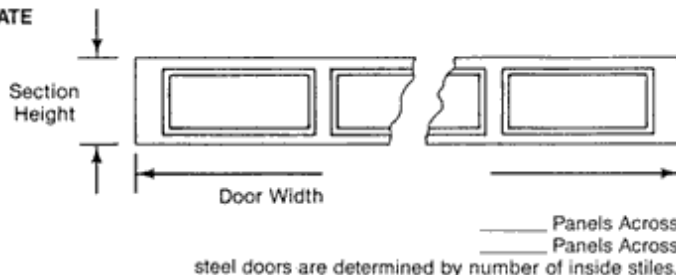
How To Measure Replacement Sections

TOP SECTION



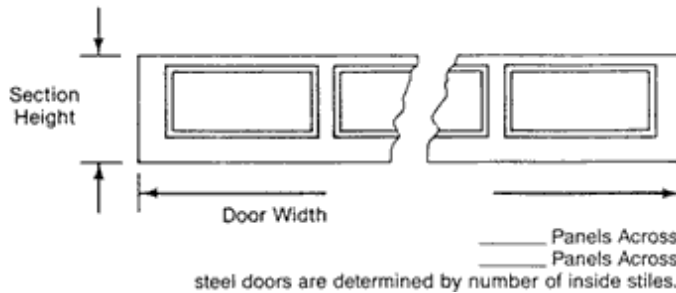
steel doors are determined by number of inside stiles.

INTERMEDIATE SECTION



steel doors are determined by number of inside stiles.

BOTTOM SECTION

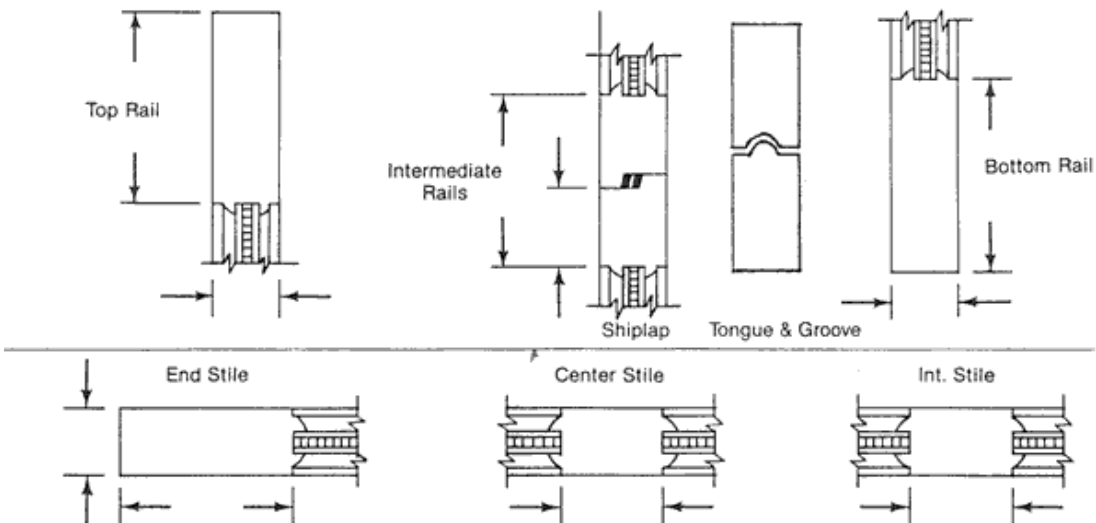


steel doors are determined by number of inside stiles.

- Fiberglass
- Glazed
- Open
- Plywood
- Hardboard
- Clearview
- Ribbed Steel
- Aluminum
- ISO-Steel
- Insulated
- Type Back-cover? _____

- Fiberglass
- Glazed
- Open
- Plywood
- Hardboard
- Clearview
- Ribbed Steel
- Aluminum
- ISO-Steel
- Insulated
- Type Back-cover? _____

- Fiberglass
- Glazed
- Open
- Plywood
- Hardboard
- Clearview
- Ribbed Steel
- Aluminum
- ISO-Steel
- Insulated
- Type Back-cover? _____



FIMBEL

Paunet Corporation
The Garage Door Experts