


Shown in accents woodtones walnut with optional newport designer glass.

## SPECIFICATIONS

### Insulation Type

1-7/8" Polyurethane



### R-value

R-16.55

### Backing

Steel

### Construction Type

Heavy Duty

### Wind Load

Non Impact and Impact Rated

### Warranty

Limited Lifetime on sections  
3 Years on Springs  
6 Years on Hardware

### Extended Coverage

Appearance and Lifetime Package


Your Local Garage Door Professional

# 2518 STAMPED SHAKER

## COLORS<sup>1</sup>



## ACCENTS WOODTONES<sup>1</sup>



## C.H.I. CUSTOM COLOR MATCHING<sup>1</sup>

<sup>1</sup> Refer to your local C.H.I. Dealer for exact color and woodtones match.

## WINDOW INSERTS



Stockton



2-2 Piece Arched Stockton



3 Piece Arched Stockton



4 Piece Arched Stockton



Madison



2-2 Piece Arched Madison



3 Piece Arched Madison



4 Piece Arched Madison



Cascade

## GLASS




Plain

Frosted



Tinted

Obscure



Glue Chip

Seeded

*Plain is available as polycarbonate.*

## DESIGNER GLASS



Newport



Hampton



Florence



LaSalle

*LaSalle not available in 18" sections*

## EXTERIOR HARDWARE


### Permanent



Spade



Wrought Iron



Barcelona 1



Barcelona 2

### Magnetic



Spade



Ashford



Clavos