




SPECIFICATIONS

Insulation Type

1-7/8" Polyurethane



R-value R-17.19

Backing Steel

Construction Type Heavy Duty

Wind Load Non Impact and Impact Rated

Warranty Limited Lifetime on sections
3 Years on Springs
6 Years on Hardware

Extended Coverage Appearance and Lifetime Package


Your Local Garage Door Professional

4216 LONG RAISED PANEL

COLORS¹




ACCENTS WOODTONES¹




C.H.I. CUSTOM COLOR MATCHING¹

¹ Refer to your local C.H.I. Dealer for exact color and woodtones match.

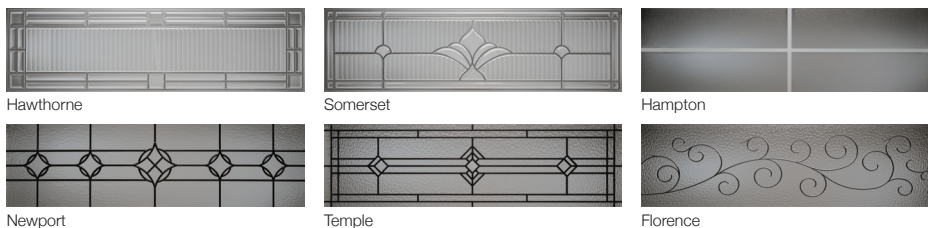
WINDOW INSERTS



GLASS



DESIGNER GLASS



Hawthorne and Somerset shown in platinum leading and is also available in brass leading.