

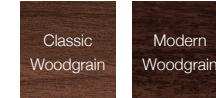
Shown in white with optional sherwood window inserts.

# 4251 LONG RAISED PANEL

## COLORS<sup>1</sup>




## PAINTED WOODTONES<sup>1</sup>




## C.H.I. CUSTOM COLOR MATCHING<sup>1</sup>

<sup>1</sup> Refer to your local C.H.I. Dealer for exact color and woodtones match.

## WINDOW INSERTS



## GLASS



*Plain is available as polycarbonate.*

## SPECIFICATIONS

### Insulation Type

1-3/8" Polystyrene



### R-value

R-7.94

### Backing

Vinyl

### Construction Type

Heavy Duty

### Wind Load

Non Impact and Impact Rated

### Warranty

Limited Lifetime on sections  
3 Years on Springs  
3 Years on Hardware

Your Local Garage Door Professional